

# Effects of various cooling methods and drinking water temperatures on reproductive performance and behavior in heat stressed sows

Habeeb Tajudeen<sup>1#</sup>, Joseph Moturi<sup>1#</sup>, Abdolreza Hosseindoust<sup>1</sup>, SangHun Ha<sup>1</sup>, Jun Young Mun<sup>1</sup>, YoHan Choi<sup>2</sup>, SooJin Sa<sup>2\*</sup> and JinSoo Kim<sup>3\*</sup>

<sup>1</sup>Department of Bio-Health Convergence, Kangwon National University, Chuncheon 24341, Korea

<sup>2</sup>Swine Division, National Institute of Animal Science, Rural Development Administration, Cheonan 31000, Korea

<sup>3</sup>Department of Animal Industry Convergence, Kangwon National University, Chuncheon 24341, Korea



Received: Mar 18, 2022

Revised: Apr 20, 2022

Accepted: Apr 29, 2022

#These authors contributed equally to this work.

## \*Corresponding author

SooJin Sa

Swine Division, National Institute of Animal Science, Rural Development Administration, Cheonan 31000, Korea.

Tel: +82-41-580-3450

E-mail: soojinsa@korea.kr

JinSoo Kim

Department of Animal Industry Convergence, Kangwon National University, Chuncheon 24341, Korea.

Tel: +82-33-250-8616

E-mail: kjs896@kangwon.ac.kr

Copyright © 2022 Korean Society of Animal Sciences and Technology. This is an Open Access article distributed under the terms of the Creative Commons Attribution Non-Commercial License (<http://creativecommons.org/licenses/by-nc/4.0/>) which permits unrestricted non-commercial use, distribution, and reproduction in any medium, provided the original work is properly cited.

## ORCID

Habeeb Tajudeen

<https://orcid.org/0000-0002-5623-3175>

Joseph Moturi

<https://orcid.org/0000-0002-0626-0255>

Abdolreza Hosseindoust

<https://orcid.org/0000-0001-9191-0613>

## Abstract

The purpose of this study is to evaluate the effects of multiple cooling systems and different drinking water temperatures (DWT) on the performance of sows and their hair cortisol levels during heat stress. In this study, the effect of four different cooling systems: air conditioner (AC), cooling pad (CP), snout cooling (SC), and mist spray (MS), and two DWT, namely low water temperature (LWT) and high water temperature (HWT) on 48 multiparous sows (Landrace × Yorkshire; 242.84 ± 2.89 kg) was tested. The experiment is based on the use of eight replicas during a 21-days test. Different behaviors were recorded under different cooling treatments in sows. As a result, behaviors such as drinking, standing, and position change were found to be lower in sows under the AC and CP treatments than in those under the SC and MS treatments. Lying behavior increased under the AC and CP systems as compared with that under the SC and MS, systems. The average daily feed intake (ADFI) in sows and weight at weaning in piglets was higher under the AC, CP, and LWT treatments than under the SC, MS and HWT treatments. Sows subjected to SC and MS treatment showed higher hair cortisol levels, rectal temperature, and respiratory rate during lactation than those under AC and CP treatments. Hair cortisol levels, rectal temperature, and respiratory rate were also higher under the HWT than under the LWT treatment. As per the results of this study, the LWT has no significant effect on any of the behavioral factors. Taken together, the use of AC and CP cooling treatment is highly recommended to improve the behavior and to reduce the stress levels in lactating sows.

**Keywords:** Temperature-humidity index, Water temperature, Cortisol, Cooling system, Lactation, Piglets

SangHun Ha  
<https://orcid.org/0000-0003-3779-1144>  
 JunYoung Mun  
<https://orcid.org/0000-0002-3075-7157>  
 YoHan Choi  
<https://orcid.org/0000-0003-4710-4731>  
 SooJin Sa  
<https://orcid.org/0000-0002-2634-5109>  
 JinSoo Kim  
<https://orcid.org/0000-0002-9518-7917>

#### Competing interests

No potential conflict of interest relevant to this article was reported.

#### Funding sources

The project was funded by the Rural Development Administration Research Project (Detailed Task Number: PJ01479601) and the 2021 Rural Development Administration, National Institute of Livestock Science, Korea.

#### Acknowledgements

The Authors of this project appreciates the support received by the Rural Development Administration Research Project and the 2021 Rural Development Administration, National Institute of Livestock Science, Korea.

#### Availability of data and material

Upon reasonable request, the datasets of this study can be available from the corresponding author.

#### Authors' contributions

Conceptualization: Tajudeen H, Ha SH, Kim JS.

Data curation: Moturi J, Choi YH.

Formal analysis: Hosseindoust A, Sa SJ.

Methodology: Tajudeen H, Mun JY, Kim JS.

Software: Hosseindoust A, Mun JY.

Validation: Moturi J, Sa SJ.

Investigation: Ha SH, Choi YH.

Writing - original draft: Tajudeen H, Hosseindoust A, Kim JS.

Writing - review & editing: Tajudeen H, Moturi J, Hosseindoust A, Ha SH, Mun JY, Choi YH, Sa SJ, Kim JS.

#### Ethics approval and consent to participate

The animal care and experimental protocols used in the present study were approved by the Institution of Animal Care and Use Committee, Kangwon National University (Ethical code: KW-210503-6).

## INTRODUCTION

The environmental conditions play an important role in maintaining a suitable production output for animals. The temperature is rising globally, as projected by Huddart *et al.* [1], and therefore, heat stress (HS) is becoming a more common and serious problem. HS can hinder the performance and general welfare of animals leading to a reduction in productivity and food security [2]. The problem of HS is not only restricted to tropical areas but is extended to temperate countries as well, especially during the extreme summer months owing to the acute events of summer heatwaves [3]. Sows are extremely poor in resisting heat, not only because they lack functional sweat glands but also because they have a thick layer of subcutaneous adipose tissue that prevents radiative heat dissipation [4]. HS typically decreases the feed intake in sows [3,5], which results in bodily issues such as loss of body condition, negative energy balance, some reproductive issues related to anestrus, long weaning to estrus intervals, low farrowing rates, and poor litter size [6]. HS can also result in decreased milk production, leading to a negative impact on the overall development and weight of a piglet at the time of weaning during lactation [7]. HS plays an important role during both lactation and gestation such that the gestational HS can increase the mortality in embryos, leading to a direct impact on the farrowing rate and litter size [6]. This also extends to late gestation, wherein HS can increase the number of stillborn piglets [8] and decrease the weight in newborn piglets [9].

During hot weather, various environmental changes can aid heat loss by convection, conduction, radiation, and evaporation. On-farm HS in sows can be reduced using a variety of methods. More importantly, several cooling systems can be employed to improve the efficacy of animal welfare. However, there are limited studies that compare the effects of different cooling systems and drinking water temperatures (DWT) on the performance of sows during HS. The purpose of this study is to evaluate the effects of four different cooling systems, namely air conditioner (AC), cooling pad (CP), snout cooling (SC), and mist spray (MS), on the well-being of sows during HS. In addition to the cooling systems, we combined different DWT : low water temperature (LWT) and high water temperature (HWT), to study their effects on different parameters such as sow performance, litter performance, behavior, hair cortisol level, rectal temperature, and respiratory rate.

## MATERIALS AND METHODS

The animal care and experimental protocols used in this study received approval by the Institutional Animal Care and Use Committee of Kangwon National University (Ethical code: 210503-6).

### Test animals, feed and experimental design

Forty-eight multiparous sows (Landrace × Yorkshire; 242.84±2.89 kg) were used to examine the outcome of various cooling facilities and two DWT in the farrowing house based on the reproductive efficiency and stress score of the sows during HS in the summer period of June to July 2021 at the Teaching and Research Farm of Kangwon National University. Only sows with successful farrowing performance were selected for the experiment, and the average litter size was 12.34 pigs/sow. The corn-soybean meal used was formulated to meet or exceed the nutrient recommendation of the National Research Council [10], and it was made available at ad libitum in powdered form as shown in Table 1. This study was conducted as a 2×4 factorial arrangement with 2 DWT (LWT; 15 °C, HWT; 25 °C) and 4 cooling systems (AC, CP, SC, MS). Eight replicas of the six treatments were built, such that there was one sow per replica. The test was conducted during the lactation period (21 days upon delivery), and the animals were selected after 112 days of gestation. The floor of each stall was equipped with a cuboidal cast iron pad (56 cm × 56 cm ×

**Table 1. Chemical composition of experimental diet**

Item	Basal lactation diet
Calculated composition (%)	
ME (kcal/kg)	3.350
CP	20.13
Ca	0.75
Av. P	0.32
Lys	1.15
Met + Cys	0.72

Me, metabolizable energy; CP, crude protein; Ca, calcium; P, phosphorus; Lys, lysine; Met, methionine; Cys, cysteine.

5 cm; Cooling Sow System, Nooyen, Deurne, The Netherlands), which served as a surface where sows could rest while lying down. The serpentine conduits installed beneath the floor pads enabled the circulation of cool water via an appropriate channel. The water temperature in the reserve buffer tank was maintained at around 15°C using a liquid-to-liquid heat pump (Model GW62w1, Carrier, Indianapolis, IN, USA). Pumps were used to deliver 1.9 L/min of chilled water to each farrowing stall using the Tichelmann settings [11], which allows each stall to receive cool water at a corresponding temperature. The other rooms with water at 25°C had identical cast iron flooring pads. In order to ensure that the temperature of water at nipple drinkers is consistent, chilled water at 15°C was circulated repeatedly via insulated water lines to each nipple drinker. In the second method of treatment, the drinking water was neither chilled nor circulated. The treatments carried out in separate farrowing rooms, had the same delivery frame, with a length and width of 2,400 mm and 1,800 mm, respectively. Each delivery frame in the farrowing room was installed with a heating box and a lamp. The cooling systems were programmed to activate when the average temperature reached 25°C in the farrowing house.

### Temperature and humidity index

Temperature and humidity data monitoring devices (TM-305U, TENMARS, Taipei, Taiwan) were installed in each farrowing room to examine the environmental temperature during the experiment. Temperature and humidity were evaluated in terms of temperature and humidity index (THI) [12]. The mathematical formula for THI is as follows:

$$\text{THI} = (1.8 \times T + 32) - [(0.55 - 0.0055 \times \text{RH}) \times (1.8 \times T - 26)].$$

where T = temperature in degree (°C)

RH = relative humidity in percent (%)

### Sow and litter reproductive performance

After 112 days of pregnancy and weaning, the body weight and backfat thickness of sows were thoroughly examined. The backfat thickness of the sow was evaluated three times through the use of an ultrasonic measuring tool (Anyscan BF, SONG KANG GLC, Seongnam, Korea) at 6.5 cm from the 10th rib, and the mean values were determined. The average daily feed intake (ADFI) was estimated by recording the feed intake during the weaning phase and estrus relapse period. The number and weight of the piglets at farrowing and weaning of each sow were used to estimate the reproductive performance.

### Cortisol concentration, rectal temperature, and respiratory rate

In our final experiment, freshly grown hair from individual animals were collected and used for

the hair cortisol analysis. Before that, a part of the dorsal hair of the sows and piglets was removed at farrowing. The hair were washed three times with isopropanol, followed by drying in a vacuum dryer at 35 °C, and then placed in a EML plastic tube containing steel pellets and a bead beater (tacoTMPrep, 50/60 Hz 2A, GeneReach, Taichung, Taiwan). Hair cortisols were extracted using methanol after crushing at the Biotechnology Corp. in Taiwan. A cortisol ELISA kit (ADI-900-071, Enzo Life Sciences, Farmingdale, NY, USA) was used to determine the concentration of the extracted sample [13].

During the course of this experiment, the rectal temperatures and respiratory rates of these animals were measured twice a day (11:30 and 13:00 hours) using a digital thermometer (SK-1260, SATO, Tokyo, Japan) which was inserted into the rectum and a stopwatch which helped to visually observe the abdominal motions per 1 minute in sow, respectively. The mean of these recorded values was used.

### Statistical analysis

The statistical analysis system (SAS) and general linear model (GLM) was employed to analyze the data collected in the experiment at  $2 \times 4$  factorial arrangement in a completely randomized design [14]. The Tukey test was employed for post hoc testing wherein the difference was considered to be statistically significant when the value of  $p$  was less than 0.05 ( $p < 0.05$ ) in the experimental units, with the main effects for separating treatments to be AC, CP, MS, SC, as well as the LWT and the HWT with individual sow and her litter as the repeated experimental unit.

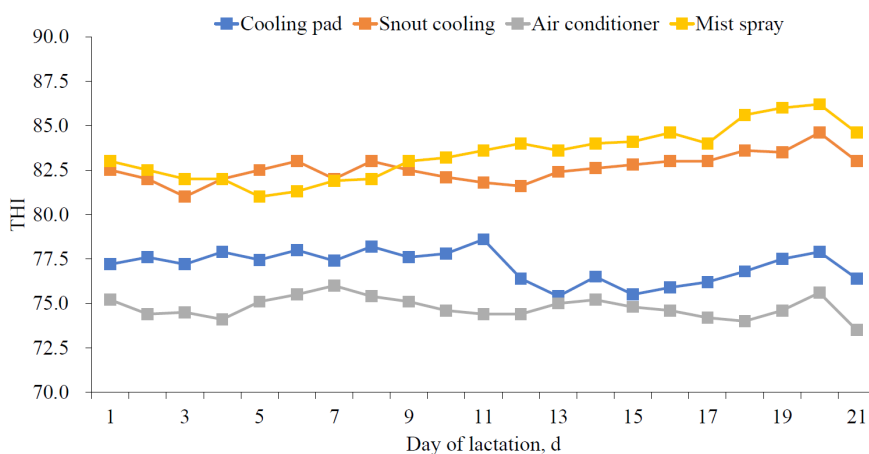
## RESULTS

### Temperature and humidity index

The temperature in the pig's pen ranged from 24.71 °C to 31.49 °C at a THI of 74 °C to 84 °C, with AC and CP treatments showing lower scores ranging from 74.7 °C to 77.0 °C in comparison to the scores observed under SC and MS treatments which were higher than 80 °C (Fig. 1).

### Behavior characteristics

A significant increase in drinking, standing, and position change behaviors was observed when sows were under SC and MS ( $p < 0.05$ ) treatments in comparison to when they were under AC and CP



**Fig. 1.** Temperature-humidity index during experimental period. THI, temperature and humidity index.

treatment (Table 2). Lying behavior was higher in sows under AC and CP ( $p < 0.05$ ) treatments than the ones under SC and MS treatments.

### Reproductive performances

During lactation, the sows under AC and CP treatments showed a significantly higher ADFI ( $p < 0.05$ ) than the ones under SC and MS treatments. The LWT ( $p < 0.05$ ) treatment also showed an increase in ADFI as compared to the HWT treatment (Table 3).

The weaning weight of piglets under the AC and CP treatment was higher ( $p < 0.05$ ) than that of piglets under SC and MS treatment (Table 4). Also, there was an increase ( $p < 0.05$ ) in piglet weight during weaning in LWT as compared with the weaning weight of the ones under HWT.

### Hair cortisol, respiratory rate, and rectal temperature

Sows under SC and MS treatment had significantly higher cortisol levels ( $p < 0.05$ ) than those under AC and CP treatment (Fig. 2). Cortisol levels were also higher under HWT treatment ( $p < 0.05$ ) than those under LWT treatment.

**Table 2. Effects of cooling system and drinking temperature on behavior characteristics of sows**

Item	Cooling system				DWT (°C)		SEM	p-value		
	AC	CP	SC	MS	LWT	HWT		C	D	C × D
Drinking	5.86 <sup>b</sup>	6.06 <sup>b</sup>	10.39 <sup>a</sup>	10.2 <sup>a</sup>	8.18	8.10	0.21	< 0.01	0.621	0.868
Standing (%)	9.51 <sup>b</sup>	9.82 <sup>b</sup>	14.18 <sup>a</sup>	15.1 <sup>a</sup>	12.26	12.06	0.46	< 0.01	0.539	0.483
Position change (times)	5.38 <sup>b</sup>	5.98 <sup>b</sup>	8.21 <sup>a</sup>	8.31 <sup>a</sup>	7.01	6.93	0.25	< 0.01	0.634	0.995
Lying (%)	80.80 <sup>a</sup>	80.90 <sup>a</sup>	75.21 <sup>b</sup>	74.9 <sup>b</sup>	77.87	78.06	0.64	< 0.01	0.69	0.719
Sitting (%)	9.68	9.28	10.60	9.92	9.86	9.88	0.53	0.111	0.961	0.753
Feeding	0.58	0.63	0.60	0.59	0.61	0.59	0.02	0.181	0.462	0.923
Nursing	1.96	1.84	1.83	1.96	1.97	1.83	0.19	0.859	0.333	0.499

<sup>a,b</sup>Means with different superscripts in the same row significantly differ at  $p < 0.05$ .

DWT, drinking water temperature; AC, air conditioner; CP, cooling pad; SC, snout cooling; MS, mist spray; LWT: low water temperature; HWT, high water temperature; C, cooling system; D, drink temperature.

**Table 3. Effects of cooling system and drink temperature on sow performance**

Item	Cooling system				DWT(°C)		SEM	p-value		
	AC	CP	SC	MS	LWT	HWT		C	D	C × D
ADFI (kg/d)										
During lactation	5.76 <sup>a</sup>	5.70 <sup>a</sup>	5.26 <sup>b</sup>	5.26 <sup>b</sup>	5.73 <sup>a</sup>	5.26 <sup>b</sup>	0.07	< 0.001	< 0.001	0.973
Weaning to estrus interval (d)	4.75	4.91	5.42	5.67	5.00	5.37	0.38	0.072	0.172	0.966
BW (kg)										
d 112	255.8	253.6	256.7	254.7	255.7	254.7	5.96	0.957	0.798	0.989
Weaning	222.7	219.9	223.1	220.5	222.5	220.5	6.09	0.938	0.641	0.988
Loss during lactation	33.1	33.7	33.6	34.3	33.2	34.1	0.76	0.527	0.09	0.933
BF (mm)										
d 112	20.7	20.5	20.2	20.8	20.6	20.5	0.37	0.427	0.728	0.284
Weaning	15.9	15.4	14.9	15.4	15.6	15.2	0.39	0.13	0.16	0.467
Loss during lactation	4.83	5.03	5.31	5.36	4.98	5.29	0.23	0.109	0.071	0.892

<sup>a,b</sup>Means with different superscripts in the same row significantly differ at  $p < 0.05$ .

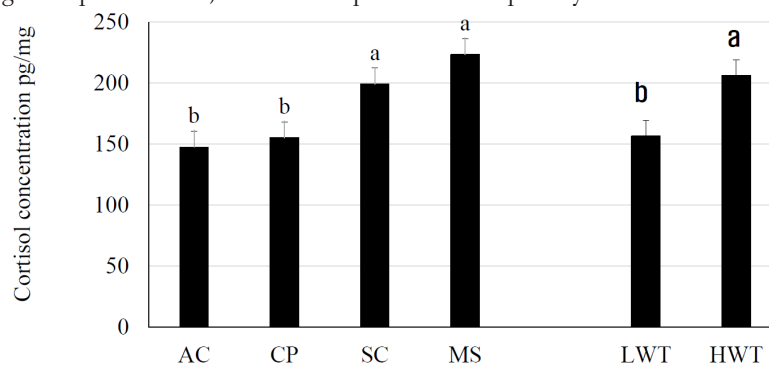
DWT, drinking water temperature; AC, air conditioner; CP, cooling pad; SC, snout cooling; MS, mist spray; LWT, low water temperature; HWT, high water temperature; C, cooling system; D, drink temperature; ADFI, average daily feed intake; BW, body weight; BF, backfat thickness.

**Table 4.** Effects of cooling system and drink temperature on litter performance

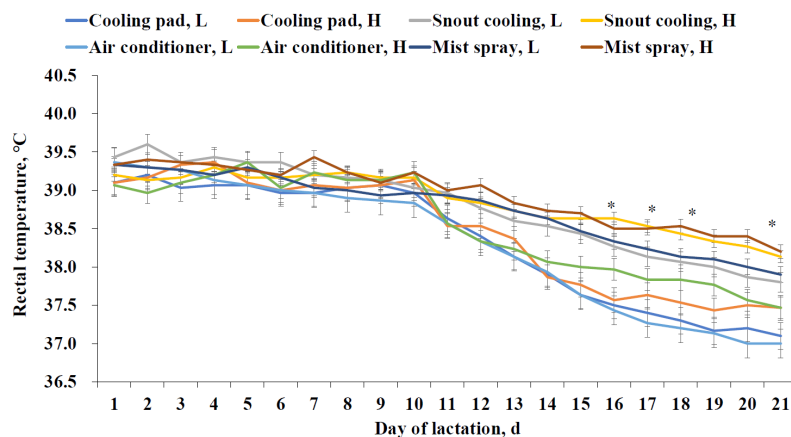
Item 1	Cooling system				DWT(°C)		SEM	p-value			
	Item 2 (°C)	AC	CP	SC	MS	LWT		HWT	C	D	C x D
Piglet weight (kg)											
At birth		1.33	1.30	1.35	1.33	1.32	1.33	0.03	0.579	0.847	0.759
At weaning		6.21 <sup>a</sup>	6.21 <sup>a</sup>	5.89 <sup>b</sup>	5.91 <sup>b</sup>	6.21 <sup>a</sup>	5.90 <sup>b</sup>	0.06	<0.01	<0.01	0.321
Litter weight (kg)											
At birth		13.57	13.67	13.68	13.60	13.59	13.67	0.4	0.989	0.791	0.946
At weaning		63.57	65.21	59.88	60.39	63.87	60.66	2.28	0.073	0.054	0.823
Litter size (n)											
Total born		12.50	12.33	12.17	12.25	12.21	12.42	0.46	0.904	0.53	0.814
Weaned		10.25	10.50	10.08	10.25	10.25	10.29	0.4	0.861	0.999	0.762

SEM, standard error of means; AC, air conditioner; CP, cooling pad; SC, snout cooling; MS, mist spray; LWT, low drinking temperature; HWT, high drinking temperature; C, cooling system; D, drink temperature.

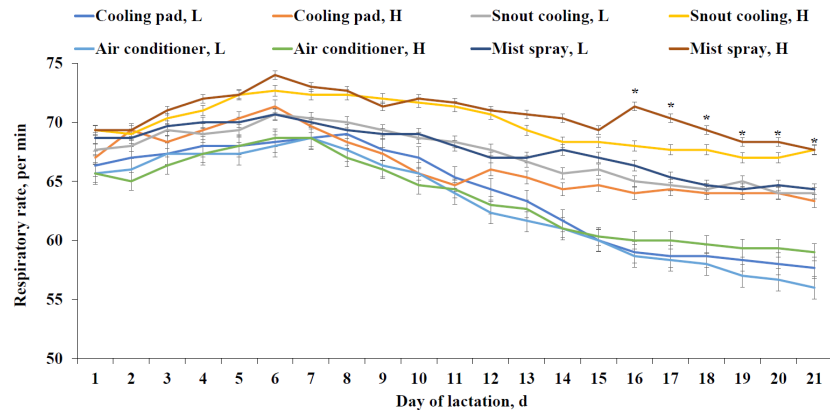
During the exposure to HS, the rectal temperature and respiratory rate of the sows was recorded,



**Fig. 2.** Effects of cooling system and drink temperature on hair cortisol in sow. <sup>a,b</sup>Means with different superscript on the bar differ significantly ( $p < 0.05$ ). AC, air conditioner; CP, cooling pad; SC, snout cooling; MS, mist spray; LWT, low water temperature; HWT, high water temperature.



**Fig. 3.** Effects of cooling system and drink temperature on rectal temperature of sows. \*Means with different superscript on the bar differs significantly ( $p < 0.05$ ) where snout cooling and mist spray are higher in rectal temperature compared with air condition and cooling pad treatment. L, low water temperature; H, high water temperature.



**Fig. 4.** Effects of cooling system and drink temperature on respiratory rate of sows. \*Means with different superscript on the bar differs significantly ( $p < 0.05$ ) where snout cooling and mist spray are higher in respiratory rate compared with air condition and cooling pad treatment. L, low water temperature; H, high water temperature.

as illustrated in Figs. 3 and 4. As a result, the rectal temperature and respiratory rate were found to be significantly higher under SC and MS treatment than those under AC and CP treatment ( $p < 0.05$ ).

## DISCUSSION

The results for THI in this experiment is in accordance with a previous study where the air cooling systems showed a reduced THI ranging from 76.1–80.1 as compared to that (THI: 79.6–82.9) under water drip [15]. A satisfactory range of THI for pigs should be less than 74 [8]. A THI value of 75–78 is considered as mild whereas a value of 79–83 is considered to be dangerous for pigs [15,16]. If the THI value is equal to or greater than 84, it is an emergency condition for pigs [17]. As per our results, the THI values under AC and CP treatment ranged from 74.7 to 77.0, which indicates that the AC and CP treatments are preferable over SC and MS in order to mitigate HS.

The increased drinking behavior of sows under SC and MS treatments supported a previous report, according to which the floor CP decreased drinking behavior in lactating sows [18]. During HS, Sows are generally known to consume more water to retrieve the water loss [11] and to reduce discomfort due to body temperature [19], as compared to the consumption under thermoneutral conditions. It is possible that an effective cooling system would minimize the drinking behavior in the sows during extreme heat. The results of this study demonstrated that the AC and CP treatments led to alleviation of drinking behavior in lactating sows.

Lactating sows under SC and MS treatment spent more time standing and changed position at intervals, but showed an opposite trend under the AC and CP treatments, wherein the sows spent more time lying. Results similar to AC and CP treatments were observed while using a CP system for lactating sows [18]. The drip cooling system proposed by Barbari et al. [20] also showed similar results of increase in lying behavior and decrease in position alteration. Lying behavior requires less energy, and the posture allows more heat exchange between the sows and the cooling system, which helps to reduce the adverse effects of HS [21]. Therefore, the use of AC and CP is beneficial because it uses the advantage of thermoregulatory behavior.

In our results, the ADFI was higher in lactating sows under AC, CP, and LWT treatments. Food consumption by lactating sows has always been a challenge during HS, presumably to alleviate the metabolic heat produced during digestion [22,23,24], which clarifies the reason for lower feed consumption in sows during HS and an increase in feed intake at a favorable thermal zone. HS can

also alter milk yield by compromising dietary nutrients in the mammary gland through peripheral vasodilation [23,25]. A report by Ribeiro *et al.* [7] says that temperature above the thermal comfort zone negatively affects feed intake and milk production in lactating sows and the weaning weight in piglets. The improved thermal condition of sows in our study explains the reason for an increase in piglet weight at weaning under AC, CP, and LWT treatment because HS must be sufficiently reduced in sows to reach a unique potential for minimizing weight loss and improving milk production during lactation [25,26]. We agree that AC, CP, and LWT systems helped to alleviate HS in lactating sows.

The lower cortisol levels in our study are in agreement with a recent study from our laboratory, which says that the cortisol levels in the lactating sows are lower under the AC and CP treatment than under the SC and MS treatments [27]. Cortisol levels increase as the environmental temperature increases [27–29]. We hypothesized that the optimum environment for a sow is determined by the appropriate temperature provided to them under AC and CP systems, as well as under the LWT treatment. Therefore, these systems/treatments help to minimize HS thereby reducing the cortisol levels in the sows.

Rectal temperature is higher in sows particularly during lactation due to an increase in their metabolic activities that generate more heat, leading to an increase in respiratory rate [27,30,31]. The lower rectal temperature and respiratory rate observed by employing the AC, CP, and LWT systems is consistent with the report by Watanabe *et al.* [32], according to which a reduced rectal temperature and respiratory frequency is observed in farrowing sows while using an evaporative cooling system. A similar study by Jeon *et al.* [33] reported that supplying lactating sows with cold water (10°C or 15°C) decreases respiration rate and rectal temperature by about 20% and 0.8%, respectively. Therefore, we opined that the rectal temperature and respiratory rate is alleviated in pigs under HS by the AC, CP, and LWT treatments, which minimizes the overall heat production.

## CONCLUSION

The use of AC and CP systems decreased drinking, standing, and position change times, and increased lying behavior as compared to the sows under SC and MS systems. The AC and CP treatments led to an increase in ADFI in sows and piglet weight at weaning in comparison to the SC and MS treatments. LWT also led to an increase in ADFI levels in sows during lactation and piglet weight at weaning. Hair cortisol levels, rectal temperature, and respiratory rates were reduced in sows under the AC, CP and LWT systems in comparison to the the SC, MS, and HWT systems. However, the LWT had no significant effect on the drinking, standing, position change times, and lying behaviors of the sows. Therefore, based on behavioral responses in sows during HS, we recommend the use of AC and CP systems for better performance of sows.

## REFERENCES

1. Huddart D, Stott T. Climate change and adventure tourism. In: Adventure tourism. Cham: Palgrave Macmillan; 2020. p. 437-69.
2. Johnson JS. Heat stress: impact on livestock well-being and productivity and mitigation strategies to alleviate the negative effects. *Anim Prod Sci.* 2018;58:1404-13. <https://doi.org/10.1071/AN17725>
3. Renaudeau D, Collin A, Yahav S, de Basilio V, Gourdine JL, Collier RJ. Adaptation to hot climate and strategies to alleviate heat stress in livestock production. *Animal* 2012;6:707-28. <https://doi.org/10.1017/s1751731111002448>



4. Ross JW, Hale BJ, Gabler NK, Rhoads RP, Keating AF, Baumgard LH. Physiological consequences of heat stress in pigs. *Anim Prod Sci.* 2015;55:1381-90. <https://doi.org/10.1071/AN15267>
5. Kim K, Hosseindoust A, Choi Y, Kim M, Lee J, Kim T, et al. Hot-melt extruded selenium: a highly absorbable nano-selenium in lactating sows exposed to high ambient temperature. *Biol Trace Elem Res.* 2021;199:3345-53. <https://doi.org/10.1007/s12011-020-02459-3>
6. Nardone A, Ronchi B, Lacetera N, Bernabucci U. Climatic effects on productive traits in livestock. *Vet Res Commun.* 2006;30:75-81. <https://doi.org/10.1007/s11259-006-0016-x>
7. Ribeiro BPVB, Lanferdini E, Palencia JYP, Lemes MAG, de Abreu MLT, de Souza Cantarelli V, et al. Heat negatively affects lactating swine: a meta-analysis. *J Therm Biol.* 2018;74:325-30. <https://doi.org/10.1016/j.jtherbio.2018.04.015>
8. Wegner K, Lambertz C, Das G, Reiner G, Gauly M. Effects of temperature and temperature-humidity index on the reproductive performance of sows during summer months under a temperate climate. *Anim Sci J.* 2016;87:1334-9. <https://doi.org/10.1111/asj.12569>
9. Lucy MC, Safranski TJ, Rhoades JN, Ross JW, Gabler NK, Rhoads RP, et al. Effect of heat stress (HS) on thermal regulation during pregnancy in first parity sows. *J Anim Sci.* 2012;90:574.
10. NRC [National Research Council]. Nutrient requirements of swine. 11th rev. ed. Washington, DC: The National Academies Press; 2012. p. 208-38.
11. Zhu Y, Johnston LJ, Reese MH, Buchanan ES, Tallaksen JE, Hilbrands AH, et al. Effects of cooled floor pads combined with chilled drinking water on behavior and performance of lactating sows under heat stress. *J Anim Sci.* 2021;99:skab066. <https://doi.org/10.1093/jas/skab066>
12. Dikmen S, Alava E, Pontes E, Fear JM, Dikmen BY, Olson TA, et al. Differences in thermoregulatory ability between slick-haired and wild-type lactating Holstein cows in response to acute heat stress. *J Dairy Sci.* 2008;91:3395-402. <https://doi.org/10.3168/jds.2008-1072>
13. Ataallahi M, Nejad JG, Takahashi J, Song Y, Sung K, Yun J, et al. Effects of environmental changes during different seasons on hair cortisol concentration as a biomarker of chronic stress in Korean native cattle. *Int J Agric Biol.* 2019;21:1166-72. <https://doi.org/10.17957/IJAB/15.1007>
14. SAS. SAS software for PC. Release 9.3. Cary, NC: SAS Institute; 2012.
15. Jeong Y, Choi Y, Kim D, Min Y, Cho E, Kim J. Effects of cooling systems on physiological responses and intestinal microflora in early gestating sows exposed to high-temperature stress. *J Anim Sci Technol.* 2021;63:904-18. <https://doi.org/10.5187/jast.2021.e79>
16. Haeussermann A, Hartung E, Jungbluth T, Vranken E, Aerts JM, Berckmans D. Cooling effects and evaporation characteristics of fogging systems in an experimental piggery. *Biosyst Eng.* 2007;97:395-405. <https://doi.org/10.1016/j.biosystemseng.2007.03.019>
17. Lontoc CAA, Punay LCL, Cajano PJ, Vega RSA. Comparative performance of sows housed with and without evaporative cooling system at temperature humidity index of 73-83. *Philipp J Vet Anim Sci.* 2016;42:77-84.
18. Parois SP, Cabezón FA, Schinckel AP, Johnson JS, Stwalley RM, Marchant-Forde JN. Effect of floor cooling on behavior and heart rate of late lactation sows under acute heat stress. *Front Vet Sci.* 2018;5:223. <https://doi.org/10.3389/fvets.2018.00223>
19. Pang ZZ, Li BM, Zheng WC, Lin BZ, Liu ZH. Effects of water-cooled cover on physiological and production parameters of farrowing sows under hot and humid climates. *Int J Agric Biol Eng.* 2016;9:178-84. <https://doi.org/10.3965/j.ijabe.20160904.1858>

20. Barbari M, Bianchi M, Sorbetti Guerri, F. Preliminary analysis of different cooling systems of sows in farrowing room. *J Agric Eng.* 2007;38:53-8. <https://doi.org/10.4081/jae.2007.1.53>
21. Huynh TTT, Aarnink AJA, Spoolder HAM, Verstegen MWA, Kemp B. Effects of floor cooling during high ambient temperatures on the lying behavior and productivity of growing finishing pigs. *Trans ASAE.* 2004;47:1773-82. <https://doi.org/10.13031/2013.17620>
22. Baumgard LH, Rhoads RP Jr. Effects of heat stress on postabsorptive metabolism and energetics. *Annu Rev Anim Biosci.* 2013;1:311-37. <https://doi.org/10.1146/annurev-animal-031412-103644>
23. Renaudeau D, Noblet J, Dourmad JY. Effect of ambient temperature on mammary gland metabolism in lactating sows. *J Anim Sci.* 2003;81:217-31. <https://doi.org/10.2527/2003.811217x>
24. Choi Y, Moturi J, Hosseindoust A, Kim M, Kim K, Lee J, et al. Night feeding in lactating sows is an essential management approach to decrease the detrimental impacts of heat stress. *J Anim Sci Technol.* 2019;61:333-9. <https://doi.org/10.5187/jast.2019.61.6.333>
25. Mendes MFSA, Oliveira DH, Cruz FL, Mendes MASA, Ribeiro BPVB, Ferreira RA. Evaporative cooling system for gestating and lactating sows: a systematic review. *Ciênc Rural.* 2020;50:e20190830. <https://doi.org/10.1590/0103-8478cr20190830>
26. Cabezón FA, Schinckel AP, Marchant-Forde JN, Johnson JS, Stwalley RM. Effect of floor cooling on late lactation sows under acute heat stress. *Livest Sci.* 2017;206:113-20. <https://doi.org/10.1016/j.livsci.2017.10.017>
27. Oh SM, Choi YH, Kim DW, Ha SH, Kim JE, Jung HJ, et al. Effect of different cooling system on performance and hair cortisol on sows under heat stress. *J Korean Acad Ind Coop Soc.* 2021;22:160-8. <https://doi.org/10.5762/KAIS.2021.22.3.160>
28. Elez D, Vidović S, Matić G. The influence of hyperthermic stress on the redox state of glucocorticoid receptor. *Stress.* 2000;3:247-55. <https://doi.org/10.3109/10253890009001129>
29. Mahmoud KZ, Edens FW, Eisen EJ, Havenstein GB. Ascorbic acid decreases heat shock protein 70 and plasma corticosterone response in broilers (*Gallus gallus domesticus*) subjected to cyclic heat stress. *Comp Biochem Physiol B Biochem Mol Biol.* 2004;137:35-42. <https://doi.org/10.1016/j.cbpc.2003.09.013>
30. Williams AM, Safranski TJ, Spiers DE, Eichen PA, Coate EA, Lucy MC. Effects of a controlled heat stress during late gestation, lactation, and after weaning on thermoregulation, metabolism, and reproduction of primiparous sows. *J Anim Sci.* 2013;91:2700-14. <https://doi.org/10.2527/jas.2012-6055>
31. Kim K, Choi Y, Hosseindoust A, Kim M, Hwang S, Bu M, et al. Evaluation of high nutrient diets and additional dextrose on reproductive performance and litter performance of heat-stressed lactating sows. *Anim Sci J.* 2019;90:1212-9. <https://doi.org/10.1111/asj.13214>
32. Watanabe PH, Azevedo TA, do Nascimento Silva MA, Oliveira NM, Gomes TR, Andrade TS, et al. Cooling ventilation at farrowing for sows from first to third parturition. *Comun Sci.* 2018;9:556-64. <https://doi.org/10.14295/cs.v9i4.1098>
33. Jeon JH, Yeon SC, Choi YH, Min W, Kim S, Kim PJ, et al. Effects of chilled drinking water on the performance of lactating sows and their litters during high ambient temperatures under farm conditions. *Livest Sci.* 2006;105:86-93. <https://doi.org/10.1016/j.livsci.2006.04.035>